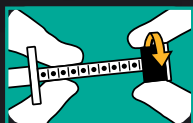
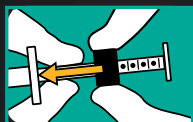


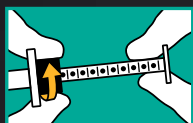
## New syringe set up



**Unlock**  
Hold the plunger and unlock the ring-stop by turning it towards you.




**Move ring**  
Move the ring-stop to the opposite end of the plunger.

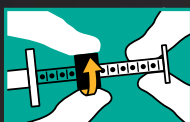


**Lock**  
Hold the plunger and lock the ring-stop by turning it away from you.

## Dosing



**Unlock**  
Hold the plunger and unlock the ring-stop by turning it towards you.



**Set dose and lock**  
Position the ring-stop so that the required number of dots shows between the ring-stop and the barrel. Lock the ring-stop.



**Pull cap**  
Pull the cap strongly while holding the barrel (the cap is very tight).

## Dosing the dog




**Dose into cheek**  
Place the oral syringe tip between the dog's cheek and gum and press the plunger until the ring-stop causes the plunger to stop.



**Not swallowed**  
If the gel is swallowed, it may not be effective.



See how easy it is to administer **Sileo®** by watching the short video at [www.sileodog.com](http://www.sileodog.com)



DOSING TABLE		
Bodyweight of dog (kg)	Dose/Number of dots	Full doses in 1 syringe
2.0-5.5	1 ●	12
5.6-12	2 ●●	6
12.1-20	3 ●●●	4
20.1-29	4 ●●●●	3
29.1-39	5 ●●●●●	2
39.1-50	6 ●●●●●●	2
50.1-62.5	7 ●●●●●●●	1
62.6-75.5	8 ●●●●●●●●	1
75.6-89	9 ●●●●●●●●●	1
89.1-100	10 ●●●●●●●●●●	1

Further information available from the product SPC or please contact Zoetis, Building 10, Cherrywood Business Park, Dublin 18. Telephone: 01 256 9800. [www.zoetis.ie](http://www.zoetis.ie). Sileo contains Dexmedetomidine hydrochloride. Legal category: POM. Use medicines responsibly ([www.apha.ie](http://www.apha.ie)). ZTC 16/026/01