

Sileo - alleviates acute noise-related anxiety and fear in your dog

Noise anxiety has always been difficult to alleviate. **Sileo** changes the game by offering an innovative, fast acting solution. **Sileo** calms the dog by reducing anxiety and fear induced by noise. Your dog remains otherwise normal during treatment.

Simple dosing schedule for dogs of all sizes

Bodyweight of dog (kg)	Dose/Number of dots	Full doses in 1 syringe
2.0-5.5	1 ●	12
5.6-12	2 ●●	6
12.1-20	3 ●●●	4
20.1-29	4 ●●●●	3
29.1-39	5 ●●●●●	2
39.1-50	6 ●●●●●●	2
50.1-62.5	7 ●●●●●●●	1
62.6-75.5	8 ●●●●●●●●	1
75.6-89	9 ●●●●●●●●●	1
89.1-100	10 ●●●●●●●●●●	1


Dosing table (1 syringe = 12 dots)
Max 6 dots per inner cheek




Sileo: Find out more

- Rapid acting oral gel
- Targeted: Use only when needed
- Flexible: Use every 2 hours as necessary (up to 5 times per noise event)²
- Can be used as part of an existing behaviour modification programme

Information for dog owners
www.dognoiseanxiety.com



See how easy it is to administer **Sileo** by watching this short video at www.sileodog.com



Sileo 0.1 mg/ml oromucosal gel for dogs contains 0.1 mg/ml dexmedetomidine hydrochloride.
¹ Blackwell EJ, et. Al. (2013) Fear responses to noises in domestic dogs: Prevalence, risk factors and co-occurrence with other fear related behaviour.
² Sileo 0.1mg/ml oromucosal gel SPC.
 For further information please contact your veterinary surgeon or Zoetis, Building 10, Cherrywood Business Park, Dublin 18. Telephone 01 256 9800. www.zoetis.ie Legal Category: **POM**
 Sileo contains dexmedetomidine hydrochloride.
 Use medicines responsibly (www.apha.ie). ZTC 16/024/01



thunderstorms



fireworks



parties



When life is too LOUD

Many dogs fear loud noise.

In fact up to 50% of dogs show typical signs of fear in response to loud noises making it one of the most common behavioural concerns in dogs.¹

Fear doesn't get better over time

Noise anxiety often deteriorates and over time even smaller stimuli may provoke an intense response. Without treatment noise anxiety often generalises, causing dogs to react to even normal everyday sounds.

Owners of young dogs frightened by specific sounds e.g. thunder, fireworks and parties may falsely believe that their dog will grow out of it; but in fact, spontaneous recoveries are unusual and when they do occur they are often associated with the onset of deafness.

Fear and anxiety in response to noise is one of the most common behavioural concerns in dogs. Approximately 50% of dogs react fearfully to some form of sound.¹

The perceived threat and accompanying fear is real to your dog.

Up to 50% of dogs react fearfully to sound

Noise anxiety – a common concern in dogs

The most typical signs of noise anxiety:



Panting



Vocalising (whining or barking at sounds)



Lip-licking



Hiding



Yawning



Hyper/Excessive vigilance



Cowering




Trembling/Shaking



Brow furrowed and ears back



Refusing to eat



Pacing/Restlessness



Owner-seeking behaviour/Abnormal clinginess

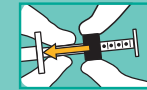
Administering Sileo is simple!

New syringe set up

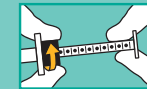
Just follow these steps



Unlock
Hold the plunger and unlock the ring-stop by turning it towards you.



Move ring
Move the ring-stop to the opposite end of the plunger.



Lock
Hold the plunger and lock the ring-stop by turning it away from you.

Selecting the dose



Unlock
Hold the plunger and unlock the ring-stop by turning it towards you.



Set dose and lock
Position the ring-stop so that the required number of dots shows between the ring-stop and the barrel. Lock the ring-stop.



Pull cap
Pull the cap strongly while holding the barrel (the cap is very tight).

Dosing your dog



Dose into cheek
Place the oral syringe tip between the dog's cheek and gum and press the plunger until the ring-stop causes the plunger to stop.



Not swallowed
If the gel is swallowed, it may not be effective.



Due to light sensitivity always return the syringe to the box or the product may degrade.

Store sensibly, and securely out of reach of children.

Always wear gloves when handling Sileo.



Is your dog fearful of: • Fireworks • Thunder • Parties • Children playing • Traffic noise • Construction work • Renovating • Household appliances • Gunfire • Other loud repetitive noises

Watch the short video on www.sileodog.com to see how easy it is to administer **Sileo**.